




Pollinator Academy

Genus: *Seladonia*



Female



Male

Genus: *Seladonia* Robertson, 1918

Clade: Anthophila

Family: Halictidae

SubFamily: Halictinae

Tribe: Halictini

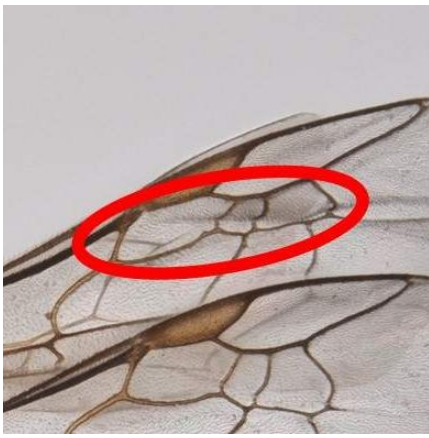
Number of species of this genus found in Europe: 27

Morphology & diagnosis


Seladonia are mostly small to medium sized species (4-15mm). They have a metallic cuticle, greenish or golden. The only yellow marks they may host are in the tips of the legs. They are short-tongued bees, with the antennal insertion high on the face, which makes them easy to differentiate from Rophitinae. Their forewings bear three submarginal cells, the first being the largest and the second the smallest. The basal vein from the wing is curved. They show short pilosity on the metasoma, forming bands that can be interrupted in the middle and the hair is situated near the apical margin of terga. Tergite 5 in females presents a furrow in the middle, the rima, being one of their most distinctive traits together with *Halictus* and *Lasioglossum*. Males can present a fine yellow line on the clypeus and are much slimmer than the females, sometimes even distinctly elongated, and present long antennae. They are also characterized by the apical part of gonostylus that can be bifid, with a deep longitudinal cleft forming a long thin lobe (but absent in *S. gemmea* (Dours, 1872)).

Summary of distinctive traits

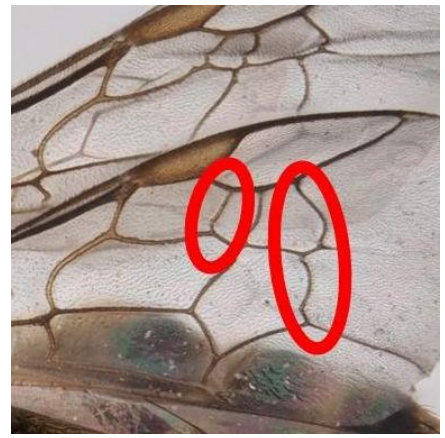
- At least head and mesosoma with metallic reflections, often green or golden
- 3 submarginal cells (a)
- Curved basal vein (b)
- Submarginal vein 3 and recurrent vein 2 of similar width than submarginal vein 1 (c)
- Females with an apical bald furrow (rima) on T5 (d)
- Main metasomal bands at the apex of the tergites (e)



(a) *Seladonia subaurata* Male




(b) *Seladonia subaurata* Male



(c) *Seladonia subaurata* Male



(d) *Seladonia confusa* Female



(e) *Seladonia confusa* Female

General comments on identification to species level

Some of the species identification criteria are located on the wing venation, head shape, legs, scutum, propodeum and first metasomal tergites. The legs and wings need to be slightly spread out to reveal these characters. Male identification often requires genitalia extraction, in addition to antennae and sterna. In general, these characters should be made clearly visible.

Morphologically similar genera, and how to distinguish them

- ***Seladonia - Halictus***

Seladonia species have at least head and mesosoma with golden or greenish metallic reflections. Some species terga are covered with dense appressed hairs that obscure the underlying surface (subgenera *Vestitohalictus* and *Mucoreohalictus*). In males, the apical part of the gonostylus can be bifid, with a deep longitudinal cleft forming a long thin lobe.

Halictus species have the integument black and the terga are never entirely covered with dense appressed hairs. In males, the apical part of the gonostylus is never bifid.

- ***Seladonia - Lasioglossum***

Seladonia species have submarginal vein 3 and recurrent vein 2 of similar strength than submarginal vein 1. Hairs bands on the metasoma are at the apex of the segments (not always clearly visible in *Vestitohalictus* and *Mucoreohalictus* subgenera).

Lasioglossum species have submarginal vein 3 and recurrent vein 2 much less visible than submarginal vein 1. Hairs bands on the metasoma are at the basal part of the segments.

- ***Seladonia - Thrincohalictus***

Seladonia females have a truncated clypeus extended downward at each side of labrum as a small, rather sharp, impunctate projection. Males head is rarely elongated (malar space < 1x flagellum width).

Thrincohalictus females have a truncated clypeus with only a short, rounded projection. Males have a strongly elongated head (malar space > 2x flagellum width).

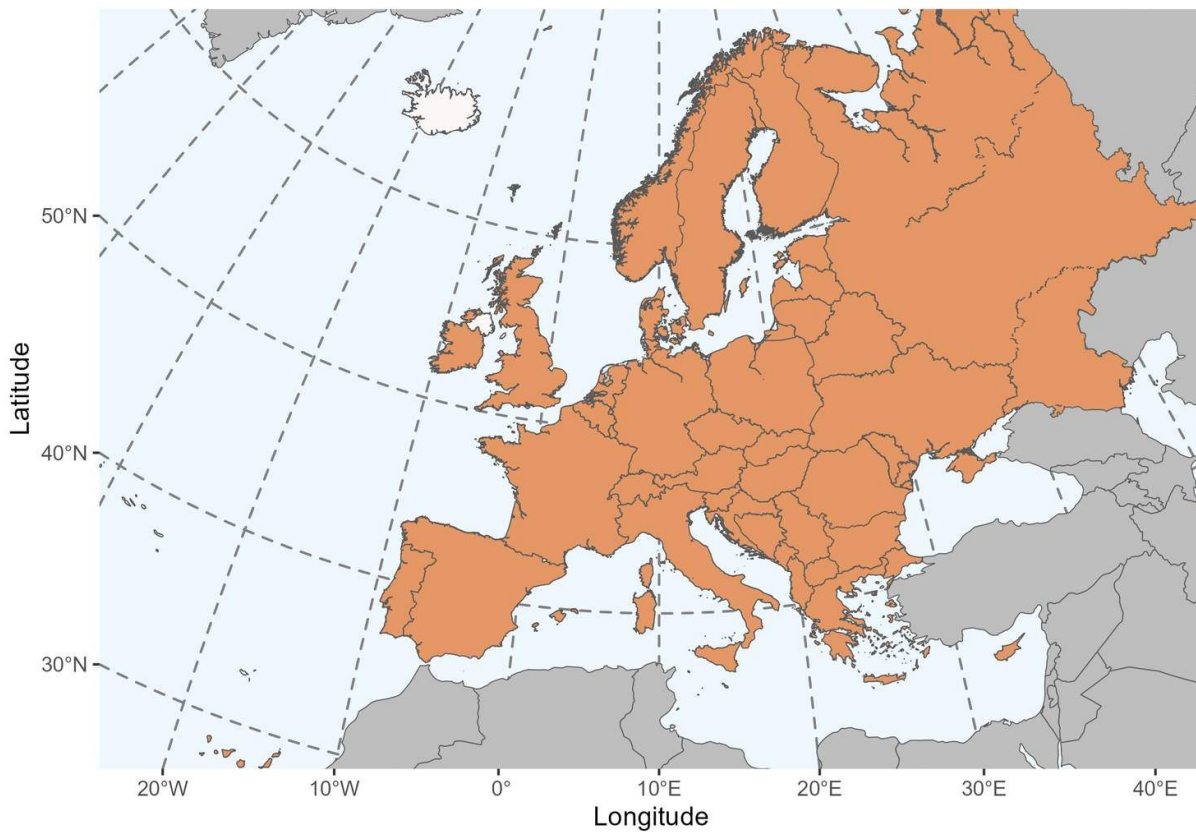
- ***Seladonia - Ceylalictus & Nomioides***

Seladonia species are much larger with a marginal cell pointed. Females have a bald furrow (rima) on T5.

Ceylalictus & *Nomioides* species are very small with a marginal cell rounded to truncated. Females have no rima on T5.

Geographical distribution and global diversity

This genus is almost cosmopolite, being distributed through Europe, Asia, Africa, North and South America. Most species occur in temperate areas of Europe, Asia and Africa. Southern Africa and South America are poorer in diversity.



Presence in Europe

Austria, Belarus, Belgium, Bosnia and Herzegovina, Bulgaria, Croatia, Cyprus, Czech Republic, Denmark, Estonia, Finland (including Åland Islands), France (including Corsica), Germany, Gibraltar, Greece (including East Aegean Islands and Kriti), Hungary, Ireland, Italy (including Sardegna and Sicily), Latvia, Liechtenstein, Lithuania, Luxembourg, Malta, Moldova, Montenegro, Netherlands, North Macedonia, Norway, Poland, Portugal, Romania, European Russia, Serbia,

Slovakia, Slovenia, Spain (including Balearic Islands and Canary Islands), Sweden, Switzerland, Turkey - European part, Ukraine (including Krym), United Kingdom.

Biology

Seasonal life cycle

Most species spend the winter in the form of adults. Normally they are uni- or bivoltine, a few species showing three generations per year. Their flight season is very long, starting at the beginning of spring until the end of summer. Males start flying later, at the beginning of summer. Fecundated females overwinter until the beginning of spring. Reproductive females are the only ones surviving the winter.

Reproduction

Fecundated females from last year emerge when weather conditions are appropriate. Sociality was found in every studied species, but with labile behavior and some solitary species depending on the length of the season. Once the foundress female starts the nest, the first generation in social and semisocial species work to help the second generation of brood. A part of these first-generation workers are sterile, the rest seem subdued by the larger foundress female. In northern countries with a shorter flight season, this first generation may not happen and foundresses may act as solitary species.

Nesting

They nest in the ground, in flat open areas or with sparse vegetation, occasionally in another substrate like rotting wood. There are commonly aggregations of nests, up to thousands of nests. In some species there is one female guarding the entrance of the nest with her head.

Parasites

The only known broodparasites are species of the genus *Sphecodes*.

Floral preferences

Their long flying period forces them to forage in what is available and thus most species are polylectic on accessible flowers. In any case, some species show floral preferences for members of the family Asteraceae.



Type species: *Apis seladonia* Fabricius, 1794, by original designation.

Synonyms: n/a

Etymology: From the French 'céladon', a green color, pale and bluish. This color name comes from the novel character Celadon, a shepherd carrying green ribbons.

Common names: n/a

List of species found in Europe:

1. *Seladonia (Seladonia) cephalica* (Morawitz, 1874)
2. *Seladonia (Vestitohalictus) concinna* (Brullé, 1840)
3. *Seladonia (Pachyceble) confusa* (Smith, 1853)
4. *Seladonia (Seladonia) cretella* Pauly & Devalez, 2015
5. *Seladonia (Mucoreohalictus) cyprica* (Blüthgen, 1937)
6. *Seladonia (Pachyceble) gavarnica* (Pérez, 1903)
7. *Seladonia (Seladonia) gemmea* (Dours, 1872)
8. *Seladonia (Seladonia) gemmella* Pauly, 2015
9. *Seladonia (Vestitohalictus) inpilosa* (Ebmer, 1975)
10. *Seladonia (Seladonia) kessleri* (Bramson, 1879)
11. *Seladonia (Pachyceble) leucahenea* (Ebmer, 1972)

12. *Seladonia (Vestitohalictus) microcardia* (Pérez, 1895)
13. *Seladonia (Mucoreohalictus) mucorea* (Eversmann, 1852)
14. *Seladonia (Seladonia) orientana* Pauly & Devalez, 2015
15. *Seladonia (Seladonia) phryganica* Pauly & Devalez, 2015
16. *Seladonia (Mucoreohalictus) pollinosa* (Sichel, 1860)
17. *Seladonia (Mucoreohalictus) pseudomucorea* (Ebmer, 1975)
18. *Seladonia (Vestitohalictus) pulverea* (Morawitz, 1874)
19. *Seladonia (Seladonia) seladonia* (Fabricius, 1794)
20. *Seladonia (Seladonia) semitecta* (Morawitz, 1874)
21. *Seladonia (Vestitohalictus) semitica* (Blüthgen, 1955)
22. *Seladonia (Seladonia) smaragdula* (Vachal, 1895)
23. *Seladonia (Seladonia) subaurata* (Rossi, 1792)
24. *Seladonia (Seladonia) submediterranea* Pauly, 2015
25. *Seladonia (Mucoreohalictus) tuberculata* (Blüthgen, 1925)
26. *Seladonia (Pachyceble) tumulorum* (Linnaeus, 1758)
27. *Seladonia (Vestitohalictus) vestita* (Lepelletier, 1841)

Subgenera found in Europe:

- *Mucoreohalictus* Pesenko, 2004
- *Pachyceble* Moure, 1940
- *Seladonia* Robertson, 1918
- *Vestitohalictus* Blüthgen, 1961

References

- Alfken, J.D. 1913. Die Bienenfauna von Bremen. *Abhandlungen Naturwissenschaftlichen Verein Bremen* 22(1): 1-220.
- Amiet, F., M. Herrmann, A. Müller & R. Neumeyer, 2001. *Fauna Helvetica* 6. *Apidae* 3. *Halictus, Lasioglossum*. - Centre suisse de cartographie de la faune und Schweizerische Entomologische Gesellschaft 2001, Neuchâtel, 208 p.
- Blüthgen P. 1923. Beiträge zur Systematik der Bienengattung *Halictus* Latr. (Hym.). I. Die Binden-Halictus (Gruppe des *sexcinctus* F.). *Konowia*, 2 (1-2): 65-81; (3-4): 123-142.
- Chambers, V.H. 1949. The Hymenoptera Aculeata of Bedfordshire. *Transactions of the Society for British Entomology* 9: 197-252.
- Ebmer A.W. 1988. Die europäischen Arten der Gattungen *Halictus* Latreille, 1804 und *Lasioglossum* Curtis, 1833 mit illustrierten Bestimmungstabellen. 2. Die Untergattung *Seladonia* Robertson, 1918. *Senckenbergiana biol.* 68: 323-375.
- Ebmer, A.W. 1996. Asiatische Halictidae, 5. Daten zur Aculeaten-Fauna der Ussuri-Region unter Berücksichtigung der angrenzenden Gebiete (Insecta: Hymenoptera: Apoidea: Halictidae: Halictinae). *Linzer biologische Beiträge* 28(1): 261-304.
- Knerer, G. 1968 . Zur Bienenfauna Niederösterreichs: Die Unterfamilie Halictinae. *Zool. Anz.* 181: 82-117.
- Knerer, G. 1969. Sozialstruktur und ihre Rolle in der Populations dynamik von Furchenbienen. 6th Congress of the International Union for the Study of Social Insects: 101-107. Bern.
- Knerer G. 1987. Photoperiod as cue for voltinism and caste regulation in halictine bees. *Chemistry and biology of social insects*: 305.

Ortiz-Sánchez, F. J. and Pauly, A, 2017. Contribution à la connaissance des Halictinae d'Espagne, avec un atlas des espèces de la Péninsule Ibérique (Hymenoptera: Apoidea: Halictidae). *Belgian Journal of Entomology*, 54: 1-92

Pauly, A., 2016. Genus *Vestitohalictus* Blüthgen, 1961. Atlas Hymenoptera.
<http://www.atlashymenoptera.net/page.asp?id=97>.

Pauly A. 2016b. Genus *Seladonia* Robertson, 1918. Atlas Hymenoptera.
<http://www.atlashymenoptera.net/page.aspx??ID=67>

Perkins, R.C.L. 1945 . The aculeate Hymenoptera of a small area of Dartmoor near Lydford. *Entomologist's Monthly Magazine* 81: 145-153.

Pesenko, Y.A. 2004. The phylogeny and classification of the tribe Halictini, with special reference to the *Halictus* genus-group (Hymenoptera: Halictidae). *Zoosystematica Rossica*, 13: 83-113.

Pesenko Y.A., Banaszak J., Radchenko V.G. & Cierzniak T., 2000. *Bees of the family Halictidae (excluding Sphecodes) of Poland*. ix + 348 pp. Bydgoszczy. ISBN 83-7096-339-0.

Richards, M.H., Vickruck, J.L. and Rehan, S.M., 2010. Colony social organisation of *Halictus confusus* in southern Ontario, with comments on sociality in the subgenus *H.* (*Seladonia*). *Journal of Hymenoptera Research*, 19(1), pp.144-158.

Sakagami, S. F., and Michener. C. D. 1962. The Nest Architecture of the Sweat Bees (Halictinae), a Comparative Study. 135 pp. Lawrence: University of Kansas Press.

Warncke K. 1975. Beiträge zur Systematik und Verbreitung der Furchenbienen in der Türkei (Hymenoptera, Apoidea, Halictus). *Pol. Pismo entomol.*, 45 (1): 81-128.

Westrich, P. 1989. *Die Wildbienen Baden-Württembergs*. Eugen Ulmer GmbH, Stuttgart.

Attributions

This factsheet was created by ORBIT and is one of the outputs from a network of European Initiatives dedicated to pollinators, such as the EU Pollinator Monitoring Scheme (EUPoMS), the Preparatory Action for EU Pollinator Monitoring Scheme and Indicators (SPRING project), the Horizon 2020 Europe research projects (POSHBEE, SAFEGUARD), and European National action plans for pollinators.

Authors

Photographs: Paolo Rosa (ORBIT consortium)

Text: ORBIT consortium

Reviewers: Simone Flaminio and Adrien Perrard (ORBIT consortium)

License

The content of this factsheet is licensed under a Creative Commons Attribution-ShareAlike ([CC BY-SA](#)).

Image rights

Most images created under the ORBIT project have an open Creative Commons license ([CC BY 4.0](#)). However, some images are licensed to the European Union and shared under the Creative Commons license Attribution-NonCommercial 4.0 International ([CC-BY-NC 4.0](#)). This is indicated in the image caption.

