




Pollinator Academy

Genus: *Nomiapis*



Female



Male

Genus: *Nomiapis* Cockerell, 1919

Clade: Anthophila

Family: Halictidae

SubFamily: Nomiinae


Number of species of this genus found in Europe: 9

Morphology & diagnosis

Nomiapis are medium sized (7-10mm), short-tongued bees. In general the cuticle is black and shiny. Tegulae in the Nomiinae are higher than in any other group of bees, giving them a quite unique trait for identification. Tegulae in this group extend backwards surpassing the mesonotum. The scutellum of several species is terminated by lateral spines, and a high lamella arises from the pronotal lobes. The wings have three submarginal cells, and a curved basal vein. The abdomen shows bands of light hair. Males show modified hind legs, with a strong dilatation of the femur and the tibia showing a prolongation forming a long ventral lamella with the cuticle lighter in colour, as on the tarsus. These modifications probably have reproductive purposes.

Summary of distinctive traits

- Enlarged tegulae (a)
- Three submarginal cells (b)
- Hair in T1 not completely hiding the cuticula (c)
- Posterior areas of terga hyaline-translucent (d)



(a) *Nomiapis diversipes*
Female



(b) *Nomiapis diversipes*
Male



(c) *Nomiapis diversipes*
Female



(d) *Nomiapis diversipes*
Male

General comments on identification to species level

Legs should be separated from the body, as structures in the hind legs are crucial in the identification to species level.

Morphologically similar genera, and how to distinguish them

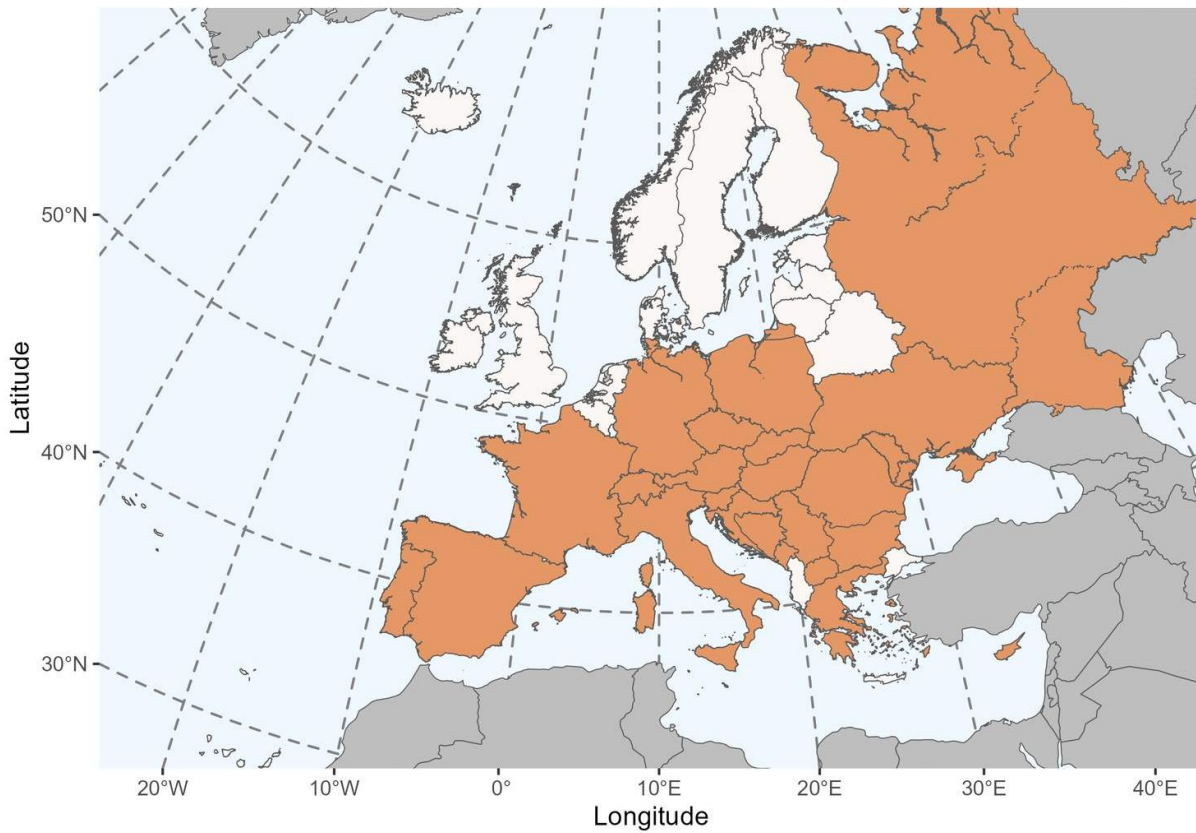
- ***Nomiapis* - *Pseudapis***

Nomiapis have T1 with long, sparse, simple, raised and semi-decumbent hairs on its dorsal surface and with long, semi-decumbent scaly hairs at its sides, the lateral hairs not concealing entirely the sculpture of the surface. The posterior areas of the metasomal terga are without hair bands. The posterior areas of the metasomal terga are hyaline-translucent.

Pseudapis have metasomal terga with apical bands of light hair, with short, dense decumbent scaly hairs sometimes interrupted in the middle. Sides of T1 pubescent with short, dense, scaly hairs, making impossible to see the sculpture of the cuticula.

Geographical distribution and global diversity

There are 13 species of *Nomiapis* in the Palaearctic region. The distribution encompasses Europe, North Africa and goes as East as Pakistan (Pauly 2009). Of the total, 8 species are found in Europe.



Presence in Europe

Austria, Bosnia-Herzegovina, Bulgaria, Croatia, Cyprus, Czech Republic, France, Germany, Greece, Hungary, Italy, Malta, Moldova, Montenegro, North Macedonia, Poland, Portugal, Romania, Russian Federation, Serbia, Slovakia, Slovenia, Spain, Switzerland, Ukraine.

Biology

Seasonal life cycle

Details about their life cycle are not known.

Reproduction

Details about their reproduction are not known.

Nesting

They are solitary but nesting in aggregations. They are ground-dwelling species.

Parasites

The only cleptoparasite of this genus is *Pasites maculatus*.

Floral preferences

Most of the species show a diverse diet, and are polylectic.



Type species: *Nomia diversipes* Latreille, 1806, by original designation.

Synonyms: *Nomiapis* is considered a subgenus of *Pseudapis* Kirby 1900 by some authors.

Etymology: from the Latin *Nomid-* = false (that which resembles), and *Apis* = bee

Common names:

FR: les nomies

GER: der Schienenbienen (=harness bees)

List of species found in Europe:

1. *Nomiapis (Nomiapis) bispinosa* (Brullé, 1832)
2. *Nomiapis (Nomiapis) diversipes* (Latreille, 1806)

3. *Nomiapis (Nomiapis) equestris* (Gerstäcker, 1872)
 4. *Nomiapis (Nomiapis) femoralis* (Pallas, 1773)
 5. *Nomiapis (Nomiapis) fugax* (Morawitz, 1877)
 6. *Nomiapis (Nomiapis) monstrosa* (Costa, 1861)
 7. *Nomiapis (Nomiapis) paulyi* Wood & Le Divelec, 2022
 8. *Nomiapis (Nomiapis) rufiventris* (Spinola, 1838)
 9. *Nomiapis (Nomiapis) valga* (Gerstäcker, 1872)
-

References

- Baker D.B. 2002. On Palaearctic and Oriental species of the genera *Pseudapis* W.F. Kirby, 1900, and *Nomiapis* Cockerell, 1919. *Beiträge zur Entomologie*, 52 (1): 1-83.
- Pauly A. 1990. Classification des Nomiinae africains (Hymenoptera Apoidea Halictidae). *Annales Sciences zoologiques, Musée royal de de l'Afrique centrale*, 261: 206pp.
- Pauly A. 2009. Classification des Nomiinae de la Région Orientale, de Nouvelle-Guinée et des îles de l'Océan Pacifique (Hymenoptera: Apoidea: Halictidae). *Bulletin de l'Institut royal des Sciences naturelles de Belgique*, 79: 151-229.
- Pesenko, Y.A., Banaszak, J., Radchenko, V.G. and Cierzniak, T. 2000. Bees of the family Halictidae (excluding *Sphecodes*) of Poland. Wydawnictwo Uczelniane Wyższej Szkoły Pedagogicznej w Bydgoszczy, Bydgoszcz.
- Warncke K. 1976. Zur Systematik und Verbreitung der Bienengattung *Nomia* Latr. In der Westpaläarktis und dem turkestanischen Becken (Hymenoptera, Apoidea). *Reichenbachia, Staatliches Museum für Tierkunde in Dresden*, 16 (7): 93-120.

Attributions

This factsheet was created by ORBIT and is one of the outputs from a network of European Initiatives dedicated to pollinators, such as the EU Pollinator Monitoring Scheme (EUPoMS), the Preparatory Action for EU Pollinator Monitoring Scheme and Indicators (SPRING project), the Horizon 2020 Europe research projects (POSHBEE, SAFEGUARD), and European National action plans for pollinators.

Authors

Photographs: Paolo Rosa (ORBIT consortium)

Text: ORBIT consortium

Reviewers: Simone Flaminio (ORBIT consortium)

License

The content of this factsheet is licensed under a Creative Commons Attribution-ShareAlike ([CC BY-SA](https://creativecommons.org/licenses/by-sa/4.0/)).

Image rights

Most images created under the ORBIT project have an open Creative Commons license ([CC BY 4.0](https://creativecommons.org/licenses/by/4.0/)). However, some images are licensed to the European Union and shared under the Creative Commons license Attribution-NonCommercial 4.0 International ([CC-BY-NC 4.0](https://creativecommons.org/licenses/by-nc/4.0/)). This is indicated in the image caption.

