




Pollinator Academy

Genus: *Icteranthidium*



Female



Male

Genus: *Icteranthidium* Michener 1948

Clade: Anthophila

Family: Megachilidae

SubFamily: Megachilinae

Tribe: Anthidiini


Number of species of this genus found in Europe: 4

Morphology & diagnosis

They are large bees (up to 15mm). They have long tongues. They show multiple yellow spots across the body. The higher margin of the clypeus is 1.5 times longer than the basal margin. They have mandibles with 4 teeth. The vertex does not show preoccipital carina, but the genae show conspicuous carinae along the lower preoccipital area rising from the base of the mandibles. The pronotal lobe shows a large translucent lamella. The omaulus is carinate. They have two submarginal cells, and the second recurrent vein is postfurcal. The scutellum is produced into a lamella except medially. They have tooth-like axillae. They do not show arolia between the tarsal claws. They have a strong carina or lamella between the ventral and anterior surfaces of the front coxa. Females show a ventral scopa. Tergum 6 of the females is concave in lateral view. Last sternum covered by short pilosity made of remarkably short, thick and branched hairs, contrasting with long pilosity of preceding sterna.

Summary of distinctive traits

- 2 submarginal cells (a)
- 2nd recurrent vein reaching beyond submarginal cell 2 (b)
- Females with ventral scopa (c)
- Absence of arolium (d)
- Pronotal lobe with enlarged translucent lamella (e)
- Female mandible with 4 faint teeth (f)
-



(a) *Icteranthidium cimbiciforme* Female




(b) *Icteranthidium cimbiciforme* Female



(c) *Icteranthidium cimbiciforme* Female



(d) *Icteranthidium cimbiciforme* Female



(e) *Icteranthidium cimbiciforme* Female



(f) *Icteranthidium cimbiciforme* Female

General comments on identification to species level

Species can be distinguished based on lateral ornaments on metasomal tergites and mandible characters, easier to see when mandibles are open.

Morphologically similar genera, and how to distinguish them

- ***Icteranthidium* - *Anthidium*, *Afrantheidium* & *Pseudoanthidium***

Icteranthidium species have pointed axillae

Anthidium, *Afrantheidium* & *Pseudoanthidium* species have rounded axillae.

- ***Icteranthidium* - *Anthidiellum*, *Eoanthidium*, *Rhodanthidium* & *Trachusa***

Icteranthidium species don't have an arolium between their claws.

Anthidiellum, *Rhodanthidium* & *Trachusa* species have an arolium between their claws.

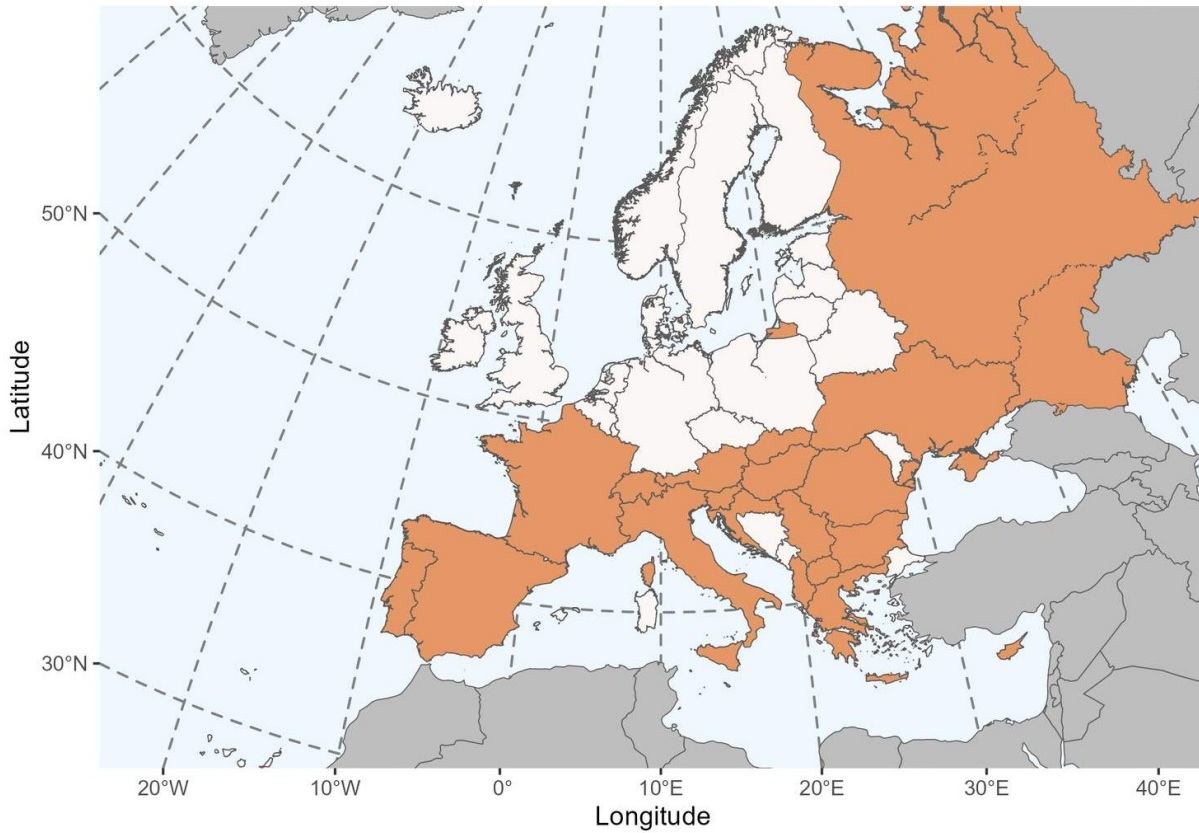
- ***Icteranthidium* - *Stelis***

Icteranthidium species have a pronotal lobe with a translucent lamella, and females have a ventral scopa.

Stelis species have no translucent lamella above the pronotal lobe, and females have no ventral scopa.

Geographical distribution and global diversity

This genus has 25 species at the global scale. It is distributed across the Old World, from Portugal in the West to Mongolia in the East (Michener 2007; Warncke 1980) and extending into the Afrotropical region (Kasperek 2023). It is distributed also in Africa, around the Sahel. It shows the highest abundance in Central Asia. Currently, there is no subgeneric classification for this genus.



Presence in Europe

Albania, Austria, Bulgaria, Croatia, Cyprus, France, Greece, Hungary, Italy, North Macedonia, Portugal, Romania, Russian Federation, Serbia, Slovakia, Slovenia, Spain, Switzerland, Ukraine.

Biology

Seasonal life cycle

They are univoltine summer species.

Reproduction

Details about their reproduction are not known.

Nesting

They nest on the ground and line the interior of the nest cells with resin.

Parasites

There is no broodparasitic bee species associated to this genus.

Floral preferences

They are probably polylectic with preferences for the tribe Cardueae (Asteraceae).



Type species: *Anthidium limbiferum* Morawitz, 1875, by original designation.

Synonyms: n/a

Etymology: the origin of this name is a combination of the root 'icter', meaning 'yellow', and the name *Anthidium*

Common names: n/a

List of species found in Europe:

1. *Icteranthidium cimbiciforme* (Smith, 1854)
2. *Icteranthidium ferrugineum* (Fabricius, 1787)
3. *Icteranthidium grohmanni* (Spinola, 1838)
4. *Icteranthidium laterale* (Latreille, 1809)

References

Bogusch, P. & Straka, J. 2014. *Icterantheidium laterale*. The IUCN Red List of Threatened Species 2014: e.T19198458A21146439.

Engel, M. S., A. S. Alqarni, et al. 2013. A preliminary list of bee genera in the Kingdom of Saudi Arabia (Hymenoptera: Apoidea). *Journal of the Saudi Society of Agricultural Sciences* 12(1): 85-89.

Michener, C. D. 2007. *The bees of the world*, second edition. Baltimore, The Johns Hopkins University Press.

Müller, A. 1996. Host plant specialization in western palearctic Anthidiini bees. *Ecological Monographs* 66(2): 235-257.

Warncke K., 1980. Die Bienengattung *Anthidium* Fabricius, 1804, in der Westpaläarktis und im turkestanischen Becken. *Entomofauna*, 1:119-209.

Attributions

This factsheet was created by ORBIT and is one of the outputs from a network of European Initiatives dedicated to pollinators, such as the EU Pollinator Monitoring Scheme (EUPoMS), the Preparatory Action for EU Pollinator Monitoring Scheme and Indicators (SPRING project), the Horizon 2020 Europe research projects (POSHBEE, SAFEGUARD), and European National action plans for pollinators.

Authors

Photographs: Paolo Rosa (ORBIT consortium)

Text: ORBIT consortium

Reviewers: Under revision

License

The content of this factsheet is licensed under a Creative Commons Attribution-ShareAlike ([CC BY-SA](#)).

Image rights

Most images created under the ORBIT project have an open Creative Commons license ([CC BY 4.0](#)). However, some images are licensed to the European Union and shared under the Creative Commons license Attribution-NonCommercial 4.0 International ([CC-BY-NC 4.0](#)). This is indicated in the image caption.

